




PEA-RP250GA

Power Inverter Heat Pump

R410A Large Capacity Ceiling Concealed Ducted System

Advanced inverter technology makes the Mr Slim Power Inverter the number one choice for improving comfort. They provide energy savings of up to 70% annually when compared to a previous non-inverter model. Operating noise has also been reduced thanks to improvements in fan design, while existing pipe work is reusable for easier maintenance and installation.

- **Static pressure of up to 150Pa**



Pictures not to scale

Product Details	
Product Name	Advanced Analytics Dashboard
Version	2.1.0
Release Date	2023-10-27
Category	Business Intelligence
License	Commercial License
Support	24/7 Email & Chat Support
Documentation	Comprehensive User Guide & API Docs
Integration	Seamless integration with major CRM and ERP systems
Customization	Highly customizable themes and reports
Security	Enterprise-grade security with regular updates
Performance	Optimized for high-volume data processing
Compliance	GDPR and SOC 2 compliant
Training	Free onboarding and training sessions
Feedback	Active user feedback loop for continuous improvement

PEA-RP250GA Indoor Unit

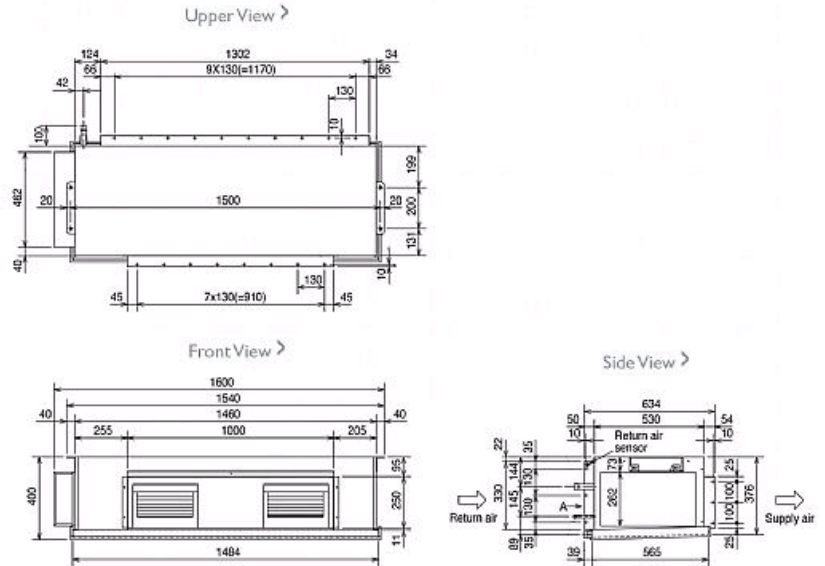
Capacity (kW):	
Heating (Nominal) (Low - High)	27.00 (12.50 - 31.50)
Cooling (Nominal) (Low - High)	22.00 (11.20 - 28.00)
Heating (UK) (Low - High)	22.95 (10.65 - 26.80)
Cooling (UK) (Low - High)	20.25 (10.30 - 25.75)
SHF R410A (Nominal)	0.86
COP / EER (Nominal)	3.29 / 2.64
Energy Label Heating / Cooling	C / D
Width - mm	1600
Depth - mm	634
Height - mm	400
Weight - kg	77
Airflow (m3/min) - Lo-Hi	64-80
External Static Pressure Pa	150
Noise (dBA) - Lo-Hi	49-52
Electrical Supply	380-415v, 50Hz
Phase	3
Fuse Rating (BS88) - HRC (A)	6
Interconnecting Cable No. Cores	3
Remote Controller Ref	PAR-21MAA

PUHZ-RP250YKA Outdoor Unit

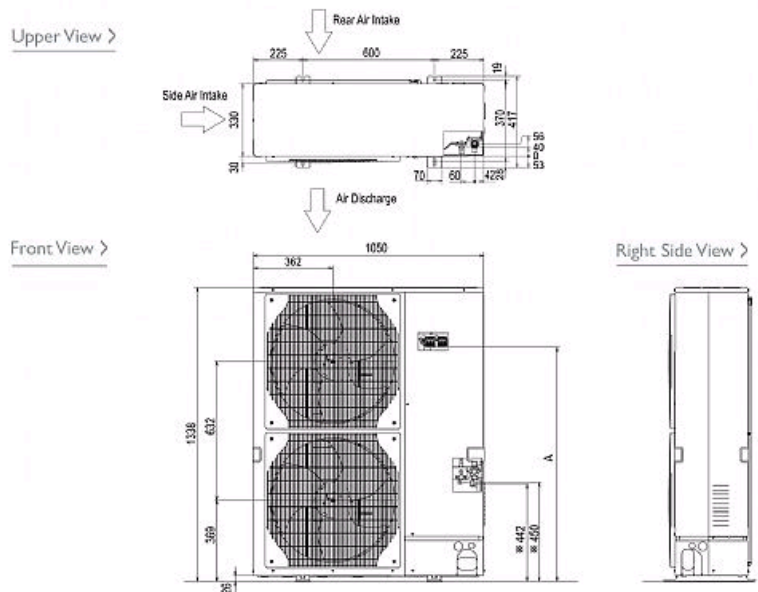
Width - mm	1050
Depth - mm	330+30
Height - mm	1338
Weight - kg	141
Noise (dBA) (Heating /Cooling) - Lo-Hi	55-59 /55-58
Electrical Supply	380-415v, 50Hz
Phase	3
Fuse Rating (BS88) - HRC (A)	25
SystemPower Input (kW) - Heating (Nominal)	8.2
SystemPower Input (kW) - Cooling (Nominal)	8.34
SystemPower Input (kW) - Heating (UK)	7.3
SystemPower Input (kW) - Cooling (UK)	7.09
Starting Current (A)	5
Mains Cable No. Cores	5
Max Pipe Length (m)	120
Max Height Difference (m)	30
Charge (kg) - 30m	7.7

Dimensions

PEA-RP250GA



PUHZ-RP250YKA



Telephone: 01707 282880

Email: air.conditioning@meuk.mee.com Website: <http://www.mitsubishielectric.co.uk/aircon>

Mitsubishi Electric reserves the right to make any variation in technical specification to the equipment described, or to withdraw or replace products without prior notification or public announcement.



Tel:
Fax: